



Disposable Products

- 2x2 Cotton Gauze
- Cotton Rolls
- Patient Bibs
- Syringe Sleeve
- Drinking Cups
- Cover Full | Headrest

Infection Control

- Face Mask
- Gloves
- Coat | Jacket | Gown
- Sterilization Pouches
- Sleeve Full | Half | Tray | Syringe
- Cover Full | Headrest

Cleaner & Disinfectants

- Autoclave Cleaner
- Cold Sterilization
- Disinfectant Solu.
- Evacuation Cleaner
- Ultrasonic Cleaner
- Tartar & Stain Removal

Anesthetics

- Lidocaine Syringes
- Needles Topical Gel

Cosmetic Restoratives

- Applicator Accessories
- Bonding
- Composite

Burs

- NeoDiamond
- Carbide FG
- Carbide RA

Cements & Liners

- Perm. | Temp. Cement
- Temporary Filling

**Articulating
Material**

**Impression
Products**

Acrylics

Notes

Crown Prep Tray Setup



Material Checklist

1. Cords
2. Bite Block
3. Temporary Cement
4. Crown and Bur Block
5. Viscostat
6. Scissors
7. Articulating Paper
8. Cord Packer
9. Anesthetic Carpules
10. Needle
11. Syringe
12. Cotton Pliers
13. Mouth Mirror
14. Floss
15. Explorer/Perioprobe
16. Cotton Rolls
17. 2x2 Gauze
18. Triple Tray x3



19. Impression Material Gun x3
20. Bite Registration
21. Light Body
22. Heavy Body
23. Bite Registration Tip (Teal)
24. Light Body Tip (Yellow with smaller tip)
25. Heavy Body (Teal)
26. Build-Up Material (composite, not pictured)

Composite Tray Setup



Matieral Checklist

- 1) 2x2 Gauze
- 2) Topical Anesthetic
- 3) Anesthetic Carpules
- 4) Needle
- 5) Cotton Rolls
- 6) Syringe
- 7) High Speed
- 8) Restorative Bur Block
- 9) Cotton Forceps
- 10) Floss
- 11) Hand Mirror
- 12) Perioprobe
- 13) Spoon Excavator
- 14) Acorn Burnisher
- 15) Ball/Football Burnisher
- 16) Condenser
- 17) Plastic Instrument
- 18) Discoid-Cleoid Carver
- 19) Beavertail Carver
- 20) Bonding Agents/Composite
- 21) Microbrush
- 22) Mixing Well
- 23) Articulating Paper
- 24) Wooden Wedges
- 25) Matrix Band
- 26) Packable Composite
- 27) Tofflemire
- 28) Flowable Composite
- 29) Etch
- 30) Slowspeed
- 31) Gluma (not pictured)
- 32) Fortify (not picture)

Amalgam Tray Setup



CHARACTERISTICS:

- 1) 2x2 Gauzes
- 2) Topical Anesthetic
- 3) Cotton Rolls
- 4) Needle
- 5) Anesthetic Carpules (Lidocaine)
- 6) Floss
- 7) Syringe
- 8) Restorative Bur Block

- 9) Articulating Paper
- 10) Amalgam Capsules
- 11) Mouth Mirror
- 12) Explorer/Perioprobe
- 13) Spoon Excavator
- 14) Condenser
- 15) Tanner Carver
- 16) Discoid-Cleoid Carver
- 17) Ball Burnisher
- 18) Cotton Forcep

- 19) Articulating Paper Holder
- 20) Amalgam Carrier
- 21) Wood Wedges
- 22) Matrix Band
- 23) Tofflemire
- 24) Amalgam Well
- 25) High Speed
- 26) Low Speed


Full Denture Alginate Impression Tray Setup



Material Checklist

1. Mixing Bowl
2. Alginate Material
3. 2x2 Gauze
4. Cotton Rolls
5. Mixing Spatulas
6. Lower Impression Tray
7. Upper Impression Tray
8. Cotton Pliers
9. Explorer/Perioprobe
10. Mouth Mirror

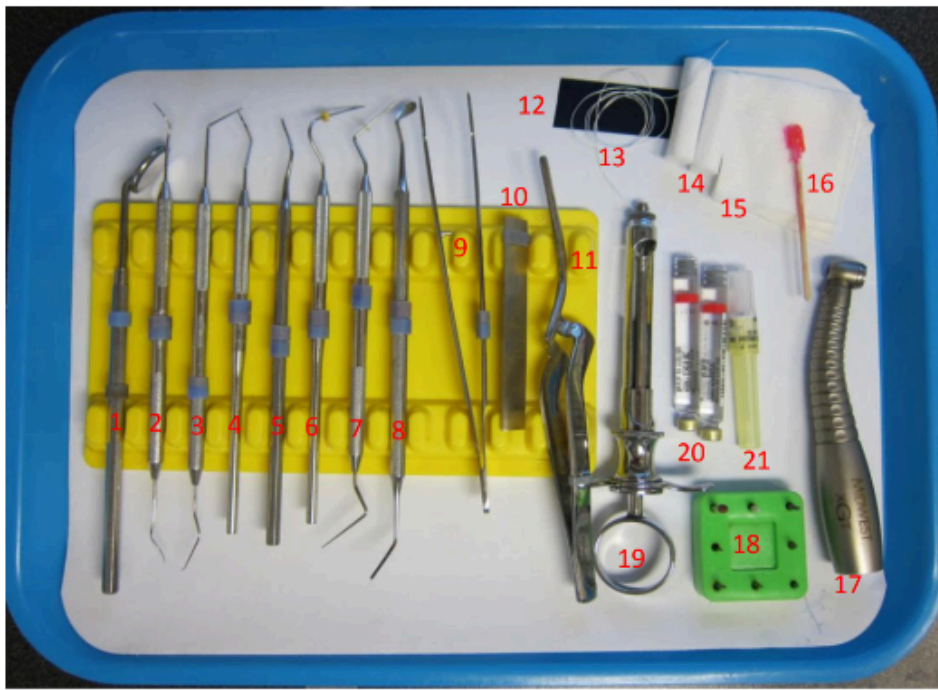
Restorative Bur Block



Material Checklist

1. Diamond Football
2. Round Bur
3. Latch Round Bur
4. Diamond Round-Nosed
5. White Stone
6. FG 330
7. FG 557
8. Diamond Tree Top

Root Canal Tray Setup



Material Checklist

1. Mouth Mirror
- 2 – 8. Endo Set
9. Cotton Forceps
10. Metal Ruler
11. Articulating Paper Holder
12. Articulating Paper
13. Floss
14. Cotton Rolls
15. 2x2 Gauzes
16. Topical Anesthetic
17. High Speed Handpiece
18. Restorative Bur Block
19. Syringe
20. Anesthetic Carpules
21. Needle
22. Sodium Hypochloride (Bleach)
23. Chlorhexidine
24. Nerve Broaches
25. Endofiles
26. Monoject with Yellow Needle
27. Monoject with Blue Needle
28. Root Canal Lubricant
29. Low Speed Handpiece
30. IRM
31. Mixing Pad
32. Paper Points
33. Calcium Hydroxide
34. Mixing Spatula



Extraction Tray Setup



Material Checklist

- 1) Cotton Rolls
- 2) Topical Anesthetic
- 3) 2x2 (or 4x4) Gauze
- 4) Needle (short and long)
- 5) Anesthetic Carpules
- 6) Syringe
- 7) Mouth Mirror
- 8) Explorer/Perioprobe
- 9) Small Elevator
- 10) Large Elevator
- 11) Periosteal
- 12) Surgical Curette
- 13) Forceps:
 - a) Teeth #1-3: 88R
 - b) Teeth #4-13: 150
 - c) Teeth #14-16: 88L
 - d) Teeth #17-19: Cowhorn 23
 - e) Teeth #20-29: 151
 - f) Teeth #30-32: Cowhorn 23

Dry Socket Tray Setup



Material Checklist

- 1) Cotton Rolls
- 2) 2x2 Gauzes
- 3) Topical Anesthetic
- 4) Eugenol
- 5) Mouth Mirror
- 6) Explorer/Perioprobe
- 7) Cotton Pliers
- 8) Scissors

Suture Tray Setup



Material Checklist

- 1) Suture and Needle
- 2) 2x2 Gauze
- 3) Cotton Rolls
- 4) Hemostat
- 5) Suture Scissors
- 6) Cotton Forceps
- 7) Mouth Mirror

Suture Removal Tray Setup



Material Checklist

- 1) Explorer/Perioprobe
- 2) Mouth Mirror
- 3) Cotton Forcep
- 4) Suture Scissors
- 5) Cotton Rolls
- 6) 2x2 Gauze
- 7) Chlorhexidine (not pictured)
- 8) Plastic Syringe (not pictured)

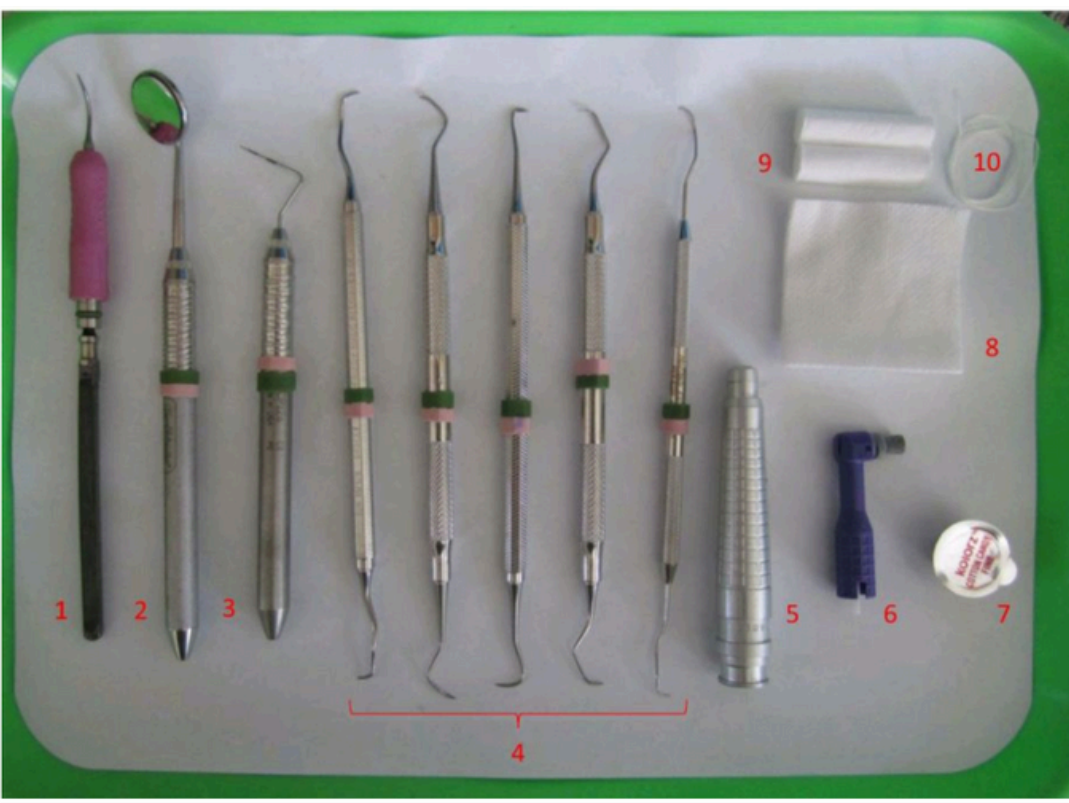
Scaling and Root Planning Tray Setup



Material Checklist

- 1) Cotton Rolls
- 2) 2x2 Gauze
- 3) Topical Anesthetic
- 4) Long Needle
- 5) Short Needle
- 6) Anesthetic Carpule
- 7) Chlorhexidine
- 8) Syringe
- 9) Floss
- 10) Mouth Mirror
- 11) Perioprobe
- 12) Scalars (+ Explorer)
- 13) Cavitron Tip

Prophylaxis Tray Setup



Material Checklist

- 1) Cavitron Tip
- 2) Mouth Mirror
- 3) Perioprobe
- 4) Scalars
- 5) Straight Nose
- 6) Propy Angle
- 7) Propy PASTE
- 8) 2x2 Gauze
- 9) Cotton Rolls
- 10) Floss